

To,  
The Board of Trustees,  
Pimpri Chinchwad Education Trust  
Pune - 411044

**REF : AUDIT OF THE ACCOUNTS FOR THE YEAR ENDED 31ST MARCH, 2011**

We have audited the attached Balance Sheet for - **PIMPRI CHINCHWAD COLLEGE OF ENGINEERING** & Income & Expenditure A/c for the year ended 31st March, 2011 and report that :-

- 1 We have obtained all the information & explanations which to the best of our knowledge & belief were necessary for the purpose of our audit.
- 2 In our opinion proper books of accounts as required by law have been kept by the school so far as it appears from our examination of the books.
- 3 The Balance Sheet and the Income & Expenditure A/c dealt with by this report are in agreement with the books of accounts.
- 4 In our opinion and to the best of our information and explanation given to us, the accounts give the information required by the Bombay Public Trust Act in the manner so required and view a true and fair view in the case of Balance Sheet as at 31/3/2011 and in the case the Income and Expenditure account for the year ended 31/3/2011.

We are thankful for the co-operation extended by the office bearers.

**PLACE : PUNE**  
**DATE : 26/09/2011**





**FOR JAIN LOHADE & CO.**  
**CHARTERED ACCOUNTANTS**

*SS*  
**(SHEKHAR S. SHAH)**  
**M. No. 17924**  
**PROPRIETOR**

**JAIN LOHADE & COMPANY**  
CHARTERED ACCOUNTANTS  
1205/4/8, Ganga-Yamuna,  
Off J. M. Road, Pune - 411 004.  
Tele Fax : 5835959


|                    |  |            |   |                     |                    |                     |
|--------------------|--|------------|---|---------------------|--------------------|---------------------|
|                    | <b><u>TO OTHER EXPENSES</u></b>                  |            |   |                     |                    |                     |
| 145700.00          | Affiliation & Processing Fees                    | 0.00       |   |                     |                    |                     |
| 0.00               | Eligibility Remuneration Exp                     | 41041.00   | ✗ |                     |                    |                     |
| 0.00               | Examination Expenses                             | 37820.00   | ✗ |                     |                    |                     |
| 0.00               | Misc Exp   | 3242.00    | ✓ |                     |                    |                     |
| 0.00               | Student Dev. & welfare exp                       | 1015433.00 | ✓ |                     |                    |                     |
| 0.00               | Training & Placement                             | 273643.70  | ✓ |                     |                    |                     |
| 0.00               | N.S.S. Camp                                      | 90463.00   | ✓ | 1461642.70          |                    |                     |
|                    | <b><u>TO WORKSHOP &amp; PROJECT EXPENSES</u></b> |            |   |                     |                    |                     |
| 0.00               | Firodiya Karandak                                | 49770.00   | ✓ |                     |                    |                     |
| 306128.00          | Honorarium Charges                               | 438050.00  | ✓ |                     |                    |                     |
| 0.00               | Induction Programe Expenses                      | 78468.00   | ✓ |                     |                    |                     |
| 195084.00          | QIP Expenses                                     | 90648.00   | ✓ |                     |                    |                     |
| 50861.00           | Research & Project Expenses                      | 76840.00   | ✓ |                     |                    |                     |
| 1412221.00         | Student Extra Curicular Activities               | 0.00       | ✓ | 733776.00           |                    |                     |
|                    | <b><u>TO UNIVERSITY FEES &amp; EXPENSES</u></b>  |            |   |                     |                    |                     |
| 110520.00          | Eligibility Fees Paid                            | 0.00       |   |                     |                    |                     |
| 126021.00          | Remuneration to External Faculty                 | 0.00       |   |                     |                    |                     |
| 592610.00          | Uni. Revaluation & Recheking Fees                | 0.00       |   |                     |                    |                     |
| 290000.00          | University Affiliation Fees                      | 1749270.00 | ✗ |                     |                    |                     |
| 31882.00           | University Exam Expenses                         | 3258.00    | ✓ |                     |                    |                     |
| 3007955.00         | University Exam Fees Paid                        | 0.00       |   |                     |                    |                     |
| 232825.00          | University Fees                                  | 0.00       |   |                     |                    |                     |
| 0.00               | University Exam Grant                            | 339911.00  | ✗ |                     |                    |                     |
| 0.00               | University Practical Exam Exp                    | 14984.00   | ✓ |                     |                    |                     |
| 4248.00            | University Term Work Fees                        | 0.00       |   | 2107423.00          |                    |                     |
| <b>82469061.00</b> | <b>TOTAL</b>                                     |            |   | <b>102268496.30</b> | <b>82469061.00</b> | <b>TOTAL</b>        |
|                    |  |            |   |                     |                    | <b>102268496.30</b> |

AS PER OUR REPORT ON EVEN DATE


FOR JAIN LOHADE & CO.  
CHARTERED ACCOUNTANTS(S. S. SHAH)  
PROPRIETORJAIN LOHADE & COMPANY  
CHARTERED ACCOUNTANTS  
1205/4/8, Ganga-Yamuna,  
Off J. M. Road, Pune - 411 004.  
Tele Fax : 5535959

Pim. C. College of Engg. College 1

FOR PIMPRI CHINCHWAD COLLEGE OF ENGINEERING


  
PRINCIPALPimpri Chinchwad College of Engg.  
Sect. No.26, Pradhikaran, Nigdi, Pune-44PLACE :- PUNE  
DATE :- 26/09/2011

|             |                                       |             |   |             |                        |           |             |
|-------------|---------------------------------------|-------------|---|-------------|------------------------|-----------|-------------|
| 374844.00   | Printing & Stationery                 | 1765517.00  | ✓ | 0.00        | University Exam Grant  | 627745.00 |             |
| 1760816.00  | Programme Co-ordination Charges       | 2501144.00  | ✓ | 977763.00   | University Fees        | 921090.00 | 92785151.00 |
| 3058850.00  | Property Tax                          | 2333650.00  | ✓ |             |                        |           |             |
| 390172.00   | Repair & Maintainance                 | 5596971.00  | ✓ |             | <b>BY INTEREST</b>     |           |             |
| 556655.00   | Security Service Expenses             | 538217.00   | ✓ | 217474.00   | Bank Interest          | 824286.01 |             |
| 0.00        | Sports Activity                       | 53274.50    | ✓ | 813456.00   | Interest On F. D.      | 621314.00 | 1445600.01  |
| 0.00        | Software Development Expenses         | 68000.00    | ✓ |             | <b>BY RENT RECEIPT</b> |           |             |
| 382895.00   | Telephone Expenses                    | 274909.00   | ✓ |             | Bank Rent              | 54384.00  |             |
| 2710.00     | Transport & Freight                   | 13354.00    | ✓ | 64272.00    | College Canteen Rent   | 116000.00 | 170384.00   |
| 73292.00    | Travelling Expenses                   | 0.00        | ✓ | 140000.00   |                        |           |             |
| 0.00        | Water Charges                         | 438000.00   | ✓ |             | By Bad Creditors       |           | 2106489.00  |
| 4183.00     | Vehicle Insurance                     | 0.00        | ✓ | 23372919.60 | 0.00                   |           |             |
|             | <b>TO EMPLOYEE RELATED EXPENSES</b>   |             |   |             | 0.00                   |           |             |
| 205100.00   | Administrative Exp. On P. F.          | 144773.00   |   |             | 0.00                   |           |             |
| 664553.00   | Arrears to D. A.                      | 0.00        |   |             | 0.00                   |           | 8672.00     |
| 1513408.00  | Employees Provident Fund              | 0.00        |   |             | 0.00                   |           | 8550.00     |
| 0.00        | Employers Provident Fund              | 1641761.00  |   |             | 0.00                   |           |             |
| 475300.00   | Gratuity Charges                      | 163624.00   |   |             |                        |           | 629372.00   |
| 301554.00   | HRA Arrears                           | 0.00        |   |             |                        |           |             |
| 11119.00    | Labour Charges                        | 500.00      |   | 10770809.00 |                        |           |             |
| 85800.00    | Recruitment Expenses                  | 0.00        |   |             |                        |           |             |
| 634011.00   | Remuneration to Staff                 | 406246.00   |   |             |                        |           |             |
| 39014469.00 | Salary                                | 51893074.00 |   |             |                        |           |             |
| 0.00        | Supervision Charges                   | 2501144.00  | ✓ |             |                        |           |             |
| 0.00        | VI pay Arrears                        | 4422343.00  |   |             |                        |           |             |
| 1168348.00  | Salary Arrears                        | 0.00        |   |             |                        |           |             |
| 91816.00    | Staff Dev. & Welfare Exp.             | 211024.00   | ✓ |             |                        |           | 5114278.29  |
| 10653238.00 | To Depreciation                       | 12704020.00 | ✓ |             |                        |           |             |
|             | <b>TO LAB &amp; WORKSHOP EXPENSES</b> |             |   |             |                        |           |             |
| 0.00        | Consumable Expenses                   | 366127.00   |   |             |                        |           |             |
| 281716.00   | Lab & Workshop Expenses               | 43761.00    | ✓ |             |                        |           |             |
|             | <b>TO PROFESSIONAL CHARGES</b>        |             |   |             |                        |           |             |
| 5518.00     | Audit Fees                            | 10818.00    |   |             |                        |           |             |
| 180000.00   | Professional Charges                  | 68320.00    |   |             |                        |           |             |
| 15200.00    | Professional Fees                     | 15200.00    |   |             |                        |           |             |
| 3308.00     | Professional Fees (TDS)               | 0.00        | ✓ |             |                        |           |             |




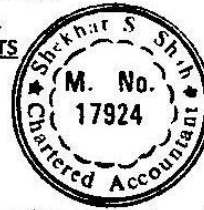
**PIMPRI CHINCHWAD COLLEGE OF ENGINEERING**  
**SECTOR NO. 26, PRADHIKARAN, NIGDI, PUNE - 411 044**  
**ENGINEERING COLLEGE**  
**INCOME & EXPENDITURE A/C FOR THE YEAR ENDING 31/3/2011**

| PREVIOUS YR.<br>2009-2010 | EXPENDITURE                              |            | CURRENT YR.<br>2010-2011 | PREVIOUS YR.<br>2009-2010 | INCOME                               |             | CURRENT YR.<br>2010-2011 |
|---------------------------|--|------------|--------------------------|---------------------------|--------------------------------------|-------------|--------------------------|
|                           | <b><u>TO ADMINISTRATIVE EXPENSES</u></b> |            |                          |                           | <b><u>BY COLLEGE FEES</u></b>        |             |                          |
| 2347754.00                | Administrative Charges                   | 3334860.00 | <                        | 0.00                      | Administrative Charges               | 570000.00   | >                        |
| 624000.00                 | Advertisement                            | 392555.00  | <                        | 158500.00                 | Bio Data                             | 191300.00   | >                        |
| 0.00                      | Bank Charges                             | 33692.00   | <                        | 0.00                      | BCUD Project Grant                   | 322500.00   |                          |
| 0.00                      | Bank Interest Loan                       | 1743510.10 | <                        | 1230.00                   | Corpus Fund                          | 0.00        |                          |
| 1513091.00                | Building Maintenance                     | 0.00       |                          | 0.00                      | Canteen Electricity                  | 19328.00    | <                        |
| 0.00                      | Broad Band Expences                      | 387188.00  | <                        | 0.00                      | CET Exam Grant                       | 75456.00    |                          |
| 652611.00                 | Campus Maintenance                       | 41548.00   | <                        | 4686841.00                | Development Fees                     | 6088529.00  | <                        |
| 0.00                      | Campus Recruitment                       | 29953.00   | <                        | 480038.00                 | Event & Programme Receipt            | 0.00        |                          |
| 794160.00                 | Computer Repairs & Maintenance           | 0.00       |                          | 931030.00                 | Exam Exp. Reimbursement              | 0.00        |                          |
| 141264.00                 | Conveyance Charges                       | 71652.00   | <                        | 0.00                      | Eligibility Fees                     | 2100.00     | <                        |
| 0.00                      | Cleaning Expences                        | 2034.00    | <                        | 86700.00                  | Form Fees                            | 0.00        |                          |
| 706.00                    | Debit Balance Written Off                | 0.00       |                          | 26785.00                  | Hostel Fees                          | 0.00        |                          |
| 0.00                      | Electrical Equipments                    | 9922.00    | <                        | 42777.00                  | MCA Fees                             | 0.00        |                          |
| 2481120.00                | Electricity & Fuel Expenses              | 2861914.50 | <                        | 541501.00                 | Miscellaneous Receipt                | 0.00        |                          |
| 0.00                      | Earn & Learn Expenses                    | 11560.00   | <                        | 14710.00                  | Other Fees                           | 0.00        |                          |
| 1250.00                   | Factotum Charges                         | 0.00       |                          | 0.00                      | Power Grid Corporation               | 21486.00    | <                        |
| 4650594.00                | Finance Charges                          | 0.00       |                          | 0.00                      | QIP Grant                            | 72867.00    | <                        |
| 0.00                      | Food & Refreshment                       | 38127.00   | <                        | 0.00                      | Revaluation Fees                     | 54314.00    | <                        |
| 0.00                      | Infosis Campus Connect Prog Refund Fee   | 34500.00   | <                        | 0.00                      | Remuneration for External Staff      | 43570.00    |                          |
| 14250.00                  | Legal Expenses                           | 955.00     | <                        | 0.00                      | Sponsorship A/c                      | 185900.00   | <                        |
| 529412.00                 | Library Expenses                         | 22299.00   | <                        | 0.00                      | sports Equipments Grants             | 62500.00    |                          |
| 0.00                      | Library Subscription                     | 631840.00  | <                        | 0.00                      | Sundry Balance Written off           | 161483.00   |                          |
| 23000.00                  | Membership Fees                          | 20000.00   | <                        | 960.00                    | Term Work Fees                       | 0.00        |                          |
| 0.00                      | Medicle Expenses                         | 25353.00   | <                        | 0.00                      | Training & Placement                 | 29250.00    |                          |
| 0.00                      | Meeting Expenses                         | 6244.00    | <                        | 58841034.00               | Tuition Fees                         | 83330238.00 | <                        |
| 11874.00                  | Newspaper & Periodicals                  | 8861.00    | <                        | 0.00                      | Trade Discount                       | 255.00      |                          |
| 2601.00                   | Octroi Charges                           | 0.00       |                          | 505589.00                 | Uni. Revaluation & Verification Fees | 0.00        |                          |
| 242554.00                 | Office Expenses                          | 53975.50   | <                        | 110800.00                 | University Eligibility               | 0.00        |                          |
| 23890.00                  | Postage & Telegram Exp.                  | 27340.00   | <                        | 3056792.00                | University Exam Fees                 | 5240.00     |                          |



|                     |    |  |           |                     |                     |              |                                   |            |                     |
|---------------------|----|--|-----------|---------------------|---------------------|--------------|-----------------------------------|------------|---------------------|
| 500.00              | 12 | Professional Tax On Staff              | 0.00      |                     |                     |              |                                   |            |                     |
| 5000.00             | 13 | Samarth Bharat Abhiyan Payable         | 0.00      |                     |                     |              |                                   |            |                     |
| 36454.00            | 14 | TDS Payable                            | 43557.00  |                     | 18245.00            | 1            | Deposit for Water Connection      | 18245.00   |                     |
| 12750.00            | 15 | University Scholarship Payable         | 0.00      |                     | 10150.00            | 2            | Deposit of Gas Cylinder           | 16150.00   |                     |
| 171208.00           | 16 | University Exam Fee Payable            | 420420.00 |                     | 3500000.00          | 3            | Guarantee Deposit With AICTE      | 3500000.00 |                     |
| 5518.00             | 17 | Audit Fees Payable                     | 5818.00   |                     | 40000.00            | 4            | Guest House Rent                  | 40000.00   |                     |
| 15200.00            | 18 | Professional Fees Payable              | 15200.00  |                     | 4000.00             | 5            | Telephone Deposit                 | 4000.00    |                     |
| 13684.00            | 19 | Fees Refundable 2009-10                | 12604.00  |                     | 0.00                | 6            | FD with Indian Overseas Bank 0018 | 600000.00  |                     |
| 18767.00            | 20 | Tuition Fees Payable                   | 0.00      |                     | 159000.00           | 7            | Deposit With PCMC                 | 159000.00  | 4337395.00          |
| 0.00                | 21 | Provident Fund (Employees Contri)      | 2823.00   |                     |                     |              |                                   |            |                     |
| 4614.00             | 22 | P. F. Payable                          | 0.00      |                     |                     |              |                                   |            |                     |
| 555703.00           | 23 | Provision for Expenses                 | 9943.00   |                     |                     |              |                                   |            |                     |
| 0.00                | 24 | coneyance payable                      | 1900.00   |                     |                     |              |                                   |            |                     |
| 0.00                | 25 | Eligibility Remuneration Payable       | 50860.00  |                     |                     |              |                                   |            |                     |
| 0.00                | 26 | Honorarium Charges Payable             | 69460.00  |                     |                     |              |                                   |            |                     |
| 0.00                | 27 | Interest On Bank A/c 270500001 Payable | 28635.00  |                     |                     |              |                                   |            |                     |
| 0.00                | 28 | Interest On Bank A/c 270800001 Payable | 53698.00  |                     |                     |              |                                   |            |                     |
| 0.00                | 29 | OBC Scholarship 09-10                  | 759011.00 |                     |                     |              |                                   |            |                     |
| 0.00                | 30 | SBC Scholarship 09-10                  | 42840.00  |                     |                     |              |                                   |            |                     |
| 0.00                | 31 | SBC Scholarship 08-09                  | 128810.00 |                     |                     |              |                                   |            |                     |
| 0.00                | 32 | SC Freeship                            | 4280.00   |                     |                     |              |                                   |            |                     |
| 0.00                | 33 | SC Scholarship 09-10                   | 4640.00   |                     |                     |              |                                   |            |                     |
| 0.00                | 34 | Telecommunication Payable              | 7760.00   |                     |                     |              |                                   |            |                     |
| 0.00                | 35 | VJNT Freeship 09-10                    | 134400.00 |                     |                     |              |                                   |            |                     |
| 0.00                | 36 | VJNT Scholarship 08-09                 | 77110.00  |                     |                     |              |                                   |            |                     |
| 0.00                | 37 | VJNT Scholarship 09-10                 | 352230.00 |                     |                     |              |                                   |            |                     |
| 1178192.00          | 38 | Students Advance Payable               | 0.00      |                     |                     |              |                                   |            |                     |
| 0.00                | 39 | TDS Payable - IOB                      | 3098.00   | 10328175.50         |                     |              |                                   |            |                     |
| <b>108324047.00</b> |    | <b>TOTAL</b>                           |           | <b>116704536.90</b> | <b>108324047.00</b> | <b>TOTAL</b> |                                   |            | <b>116704536.90</b> |

AS PER OUR REPORT ON EVEN DATE

FOR JAIN LOHADE & CO.  
CHARTERED ACCOUNTANTS(S. S. SHAH)  
PROPRIETOR

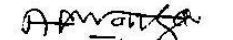

Pim. C. College of Engg..xlsx : Engg. College 1

PLACE :- PUNE

DATE :- 26/09/2011

JAIN LOHADE & COMPANY  
CHARTERED ACCOUNTANTS  
1205/4/8, Ganga-Yamuna,  
Off J. M. Road, Pune - 411 004  
Tele Fax : 5535959

FOR PIMPRI CHINCHWAD COLLEGE OF ENGINEERING


  
PRINCIPALPimpri Chinchwad College of Engg.  
Sect. No.26, Pradhikaran, Nigdi, Pune-44

**PIMPRI CHINCHWAD COLLEGE OF ENGINEERING**  
**SECTOR NO. 26, PRADHIKARAN, NIGDI, PUNE - 411 044**

**ENGINEERING COLLEGE**

**BALANCE SHEET AS ON 31/3/2011**

| PREVIOUS YR.<br>2009-2010 | LIABILITIES & FUNDS                                   |             | CURRENT YR.<br>2010-2011 | PREVIOUS YR.<br>2009-2010 | ASSETS & PROPERTIES                                |             | CURRENT YR.<br>2010-2011 |
|---------------------------|---|-------------|--------------------------|---------------------------|--|-------------|--------------------------|
| 19322271.00               | I <b>COLLEGE DEVELOPMENT FUND</b>                     | 19322271.00 |                          | 74378117.00               | I <b>FIXED ASSETS -</b> (As Per Schedule Attached) |             | 74998577.00              |
|                           | 1 <b>LESS :-</b> Excess Of Expenditure<br>Over Income | -5114278.29 | 14207992.71              |                           |  |             |                          |
|                           | II <b>LOANS -</b>                                     |             |                          |                           | II <b>CURRENT ASSETS -</b>                         |             |                          |
| 7032378.00                | 1 Indian O. Bank C C A/c - 111                        | 0.00        |                          | 801565.00                 | A <b>BANK BALANCES</b>                             |             |                          |
| 6695627.00                | 2 Indian O. Bank O/D A/c - 01                         | 7094314.69  | 7094314.69               | 6565.00                   | 1 Bank of Maharashtra                              | 791123.90   |                          |
|                           |   |             |                          | 14978.00                  | 3 Indian O. Bank - A/c No. 6767                    | 6754.00     |                          |
|                           |   |             |                          | 84838.00                  | 4 Indian O. Bk - CC A/c No. 3113                   | 0.00        |                          |
|                           | <b>DEPOSITS</b>                                       |             |                          |                           | 5 Pawana Sahakari Bank                             | 87847.00    |                          |
| 44500.00                  | 1 Caution Money Deposit                               | 44500.00    |                          | 0.00                      | 6 PCCOE Earn & Learn A/c                           | 3073.00     |                          |
| 10000.00                  | 2 College Canteen Deposit                             | 10000.00    |                          | 0.00                      | 7 Indian O. Bank C C A/c - 111                     | 3834.00     |                          |
| 683259.00                 | 3 Library & Laboratory Deposit                        | 683259.00   |                          | 0.00                      | 8 Rupee Bank                                       | 14867.00    | 907498.90                |
| 50000.00                  | 4 Mess Deposit  | 50000.00    |                          |                           |  |             |                          |
| 67173920.00               | 5 P. C. Education Trust                               | 84010668.00 |                          | 1593.00                   | B CASH IN HAND                                     |             | 3872.00                  |
| 32500.00                  | 6 P. C. Polytechnic                                   | 32500.00    |                          |                           |  |             |                          |
| 218000.00                 | 7 Security Deposit                                    | 218000.00   |                          | 981514.00                 | C <b>SUNDRY DEBTORS</b>                            |             | -125170.00               |
| 25127.00                  | 8 Student Aid Fund                                    | 25127.00    | 85074054.00              | 800000.00                 | D CAPITAL W.I.P. - Electrical Fittings             |             | 0.00                     |
|                           | III <b>CURRENT LIABILITIES &amp; PROVISIONS -</b>     |             |                          |                           | III <b>LOANS &amp; ADVANCES -</b>                  |             |                          |
| 3409327.00                | 1 Sundry Creditors                                    | 6087180.50  |                          |                           | 1 PCCOE MBA  | 4947582.00  |                          |
|                           | 2 Electricity Bill Payable                            | 386170.00   |                          | 6341483                   | 2 PCCOE MCA  | 4135991.00  |                          |
| 174300.00                 | 3 Fees Refundable (2003-04)                           | 174300.00   |                          | 5205139                   | 3 PCCOE Hostel                                     | 215382.00   |                          |
| 53200.00                  | 4 Fees Refundable (2004-05)                           | 53200.00    |                          | 966021.00                 | 4 TDS (HDFC F. D.)                                 | 105428.00   |                          |
| 10000.00                  | 5 Lib. & Lab. Dep. Refundable (2003-04)               | 10000.00    |                          | 105428.00                 | 5 Advance to Staff                                 | 0.00        |                          |
| 1349860.00                | 6 B. C. Scholarship Payable                           | 1349860.00  |                          | 46656.00                  | 6 S. B. Patil Inst. Of Mgmt.                       | 29753.00    |                          |
| 0.00                      | 7 B. C. Scholarship 07-08                             | 3640.00     |                          | 29753.00                  | 7 Forms & Subscription                             | 0.00        |                          |
| 0.00                      | 8 B. C. Scholarship 08-09                             | 2680.00     |                          | 35894.00                  | 8 TDS on FD  | 17236.00    |                          |
| 0.00                      | 9 Earn & Learn Exp Payable                            | 11560.00    |                          | 0.00                      | 9 Earn & Learn Sheme                               | 6470.00     |                          |
| 20488.00                  | 10 Fees Refundable 06-08                              | 20488.00    |                          | 0.00                      | 10 Fees Receivable                                 | 27124522.00 | 36582364.00              |
| 1700.00                   | 11 Professional Tax Payable                           | 0.00        |                          | 14793108.00               |  |             |                          |



**PIMPRI CHINCHWAD COLLEGE OF ENGINEERING**  
**SECTOR NO. 26, PRADHIKARAN, NIGDI, PUNE - 411 044**  
**ENGINEERING COLLEGE**  
**LIST OF FIXED ASSETS AS ON 31/3/2011**

| SR. NO. | PARTICULARS              | DEP. RATE % | W.D.V. as on 01/04/2010 | ADDITION          |                   | SOLD/TRANSFER DURING THE YEAR | TOTAL              | DEPRECIATION       |                   | TOTAL DEP.         | W.D.V. as on 31/03/2011 |
|---------|--------------------------|-------------|-------------------------|-------------------|-------------------|-------------------------------|--------------------|--------------------|-------------------|--------------------|-------------------------|
|         |                          |             |                         | BEFORE SEPT.      | AFTER SEPT.       |                               |                    | BEFORE SEPT.       | AFTER SEPT.       |                    |                         |
| 1       | Air Condition            | 15%         | 236592.85               | 0.00              | 0.00              | 0.00                          | 236592.85          | 35489.00           | 0.00              | 35489.00           | 201103.85               |
| 2       | Borwell A/C              | 10%         | 22454.00                | 0.00              | 0.00              | 0.00                          | 22454.00           | 2245.00            | 0.00              | 2245.00            | 20209.00                |
| 3       | Building III             | 10%         | 4852695.00              | 0.00              | 0.00              | 0.00                          | 4852695.00         | 485270.00          | 0.00              | 485270.00          | 4367425.00              |
| 4       | Computer                 | 60%         | 2639310.00              | 444110.00         | 4078338.00        | 0.00                          | 7161758.00         | 1850052.00         | 1223501.00        | 3073553.00         | 4088205.00              |
| 5       | Celling Fan              | 15%         | 0.00                    | 113138.00         | 0.00              | 0.00                          | 113138.00          | 16970.00           | 0.00              | 16970.00           | 96168.00                |
| 6       | Digital printing machine | 15%         | 99068.00                | 0.00              | 0.00              | 0.00                          | 99068.00           | 14860.00           | 0.00              | 14860.00           | 84208.00                |
| 7       | DVR & Camera             | 15%         | 114866.00               | 0.00              | 0.00              | 0.00                          | 114866.00          | 17229.00           | 0.00              | 17229.00           | 97637.00                |
| 8       | Electrical Fittings      | 15%         | 3393726.00              | 1737488.00        | 315146.00         | 0.00                          | 5446360.00         | 769682.00          | 23636.00          | 790887.00          | 4655473.00              |
| 9       | Epbax                    | 15%         | 194262.08               | 0.00              | 0.00              | 0.00                          | 194262.08          | 29140.00           | 0.00              | 29140.00           | 165122.08               |
| 10      | Fire Solution            | 15%         | 9800.80                 | 23768.00          | 0.00              | 0.00                          | 33568.80           | 5035.00            | 0.00              | 5035.00            | 28533.80                |
| 11      | Furniture                | 10%         | 11765217.00             | 1025587.00        | 2393136.00        | 0.00                          | 15183940.00        | 1279080.00         | 119657.00         | 1396040.00         | 13787900.00             |
| 12      | Garden Equipment         | 15%         | 2728.00                 | 0.00              | 0.00              | 0.00                          | 2728.00            | 409.00             | 0.00              | 409.00             | 2319.00                 |
| 13      | Glass Wares              | 15%         | 63809.58                | 0.00              | 0.00              | 0.00                          | 63809.58           | 9571.00            | 0.00              | 9571.00            | 54238.58                |
| 14      | Gymkhana & Sport Equip.  | 15%         | 88818.61                | 0.00              | 0.00              | 0.00                          | 88818.61           | 13322.00           | 0.00              | 13322.00           | 75496.61                |
| 15      | Hydrolic Testing Room    | 10%         | 221076.00               | 0.00              | 0.00              | 0.00                          | 221076.00          | 22107.00           | 0.00              | 22107.00           | 198969.00               |
| 16      | Lab & W/S Equipment      | 15%         | 8295645.81              | 837881.00         | 672014.00         | 0.00                          | 9805540.81         | 1370029.00         | 50400.00          | 1420429.00         | 8385111.81              |
| 17      | Library Book             | 60%         | 615015.00               | 1017459.00        | 619414.00         | 0.00                          | 2251888.00         | 979485.00          | 185824.00         | 1165309.00         | 1086579.00              |
| 18      | Lift                     | 15%         | 197928.00               | 0.00              | 0.00              | 0.00                          | 197928.00          | 19792.00           | 0.00              | 19792.00           | 178136.00               |
| 19      | New Building             | 10%         | 39647754.00             | 0.00              | 0.00              | 0.00                          | 39647754.00        | 3964775.00         | 0.00              | 3964775.00         | 35682979.00             |
| 20      | Projector                | 15%         | 33071.00                | 0.00              | 0.00              | 0.00                          | 33071.00           | 4961.00            | 0.00              | 4961.00            | 28110.00                |
| 21      | Sound System             | 15%         | 38804.04                | 0.00              | 0.00              | 0.00                          | 38804.04           | 5821.00            | 0.00              | 5821.00            | 32983.04                |
| 22      | Stencil Duplicators      | 15%         | 16023.17                | 0.00              | 0.00              | 0.00                          | 16023.17           | 2404.00            | 0.00              | 2404.00            | 13619.17                |
| 23      | Thumb Impression Machine | 15%         | 6937.00                 | 0.00              | 0.00              | 0.00                          | 6937.00            | 1041.00            | 0.00              | 1041.00            | 5896.00                 |
| 24      | Vehical A/C              | 15%         | 202786.00               | 0.00              | 0.00              | 0.00                          | 202786.00          | 30418.00           | 0.00              | 30418.00           | 172368.00               |
| 25      | Water Collier            | 15%         | 100631.43               | 26831.00          | 0.00              | 0.00                          | 127462.43          | 19119.00           | 0.00              | 19119.00           | 108343.43               |
| 26      | Water Purifier           | 15%         | 22136.66                | 20170.00          | 0.00              | 0.00                          | 42306.66           | 6346.00            | 0.00              | 6346.00            | 35960.66                |
| 27      | Workshop Building        | 10%         | 1461307.00              | 0.00              | 0.00              | 0.00                          | 1461307.00         | 146131.00          | 0.00              | 146130.00          | 1315177.00              |
| 28      | Xerox Machine            | 15%         | 35653.97                | 0.00              | 0.00              | 0.00                          | 35653.97           | 5348.00            | 0.00              | 5348.00            | 30305.97                |
|         | <b>TOTAL</b>             |             | <b>74378117.00</b>      | <b>5246432.00</b> | <b>8078048.00</b> | <b>0.00</b>                   | <b>87702597.00</b> | <b>11106131.00</b> | <b>1603018.00</b> | <b>12704020.00</b> | <b>74998577.00</b>      |

133 244178

