


FEES REGULATING AUTHORITY - 2018-19, Mumbai

305, Govt. Polytechnic Building, Ali Yawar Jung Marg, Bandra (E), Mumbai - 400 051 (M.S.), INDIA

APPROVED FORMAT FOR COMPUTATION OF FEES FOR YEAR 2018-19 AND STREAM ENGG

1	Name of the College/Institute: Pimpri Chinchwad Education Trust, Pimpri Chinchwad College of Engineering, Pune Code: EN6175 Stream: ENGG Year: 2018-19 Location: Pimpri Chinchwad Education Trust, Pimpri Chinchwad College of Engineering, Sector No 26, Pradhikaran Nigdi Pune 411044		
2	Approved fee for Academic Year 2016-17 - NA		
	Information related to Fee For AY 2017-18 Approved finally determined by FRA (Including in Review / legal case etc..)		95500
	Fee Proposed by College for AY 2018-19		Select Proposal Status Y Proposed fee for 2018-19 115000 Rs.
	C) Year of recognition by respective council/Government :		1999-2000
2.1	Streams combined Yes / No		Yes
2.1.1	Streams combined		ME,ENGG
3.	Whether undertaking on stamp paper submitted reg. refund?		Y
4	Computation of final tuition fee and development fee		Expenditure incurred (in Rs.)
			Total
4.1.1	Salary expenditure for 2016-17 to approved teaching /non teaching staff, as per DTE / AICTE / PCI / COA / GOVERNMENT / UNIVERSITY norms the figure to be given of Professors/Associates Professors/Assistant Professors as per the norms required and actual No.		196654299
4.1.2	Salary/Honorarium paid to visiting Faculties and their numbers		166700
4.1.3	Total Salary Expenditure (4.1.1+4.1.2)		196820999
4.2	Non salary revenue expenditure (Rent, Interest on loan, Penalties if any legal charges and unrelated expenditure to be excluded, except interest paid on T-QUIP loan) for 2016-17 (See Norm 2.2)		54091240
4.2.1	a) Less income derived by using college property (See norm 2.14)		0
	b) Hostel expenses, if any (See norm 2.2.2)		0
4.2.2	Total (4.1.3 + 4.2) - (4.2.1)		250912239
4.2.3	10% of 4.2.2 for increase in cost for 2016-17 (See norm 1.5)		25091224
4.3	Usage charge for building (See norm 2.4.1) - Regular / First Shift Rs. 5500 per student for total sanctioned intake		12144000
	Usage charge for building (See norm 2.4.1) - Second Shift Rs. 2750 per student for total sanctioned intake		2277000
4.4	Depreciation on other assets at approved rates as on 31.03.2017 (See norm 2.4) - Regular / First Shift		16159004
4.5	Total of (4.2.2 to 4.4) + 4.1.1		306583467
4.6	Sanctioned strength in the course run in Academic Year 2016-17 (No.) - Regular / First Shift (This is to exclude the Tuition Waiver Scheme (TWS) students)		2208
	Sanctioned strength in the course run in Academic Year 2016-17 (No.) - Second Shift (This is to exclude the Tuition Waiver Scheme (TWS) students)		828
4.7	Actual strength in the course run in Academic Year 2016-17 (No.) - Regular / First Shift		2189
	Actual strength in the course run in Academic Year 2016-17 (No.) - Second Shift		811
4.8	Controlling strength (No.) (Higher of 4.6 & 4.7) - Regular / First Shift		2208
	Controlling strength (No.) (Higher of 4.6 & 4.7) - Second Shift		828
4.9	Tuition Fee (4.5 / 4.8) (0% increase due to less admissions if any)		100983
4.10	Development fee (10% of 1.9) (0% reduction due to less admissions if any)		10098
4.10.1	Total fee (4.9 + 4.10)		111081
4.10.2	Credit for accreditation/quality improvement etc (Not more than 15% of Dev fee) NAAC Grade - N / NBA Courses - 88%/ NIRF within top 500 - Y - Add = 1515 Ph.D Holder - 12% - Add = 505 Research Publications in international journals & Patents - 1.89 per faculty per year - Add = 505 Placement of students - 58% - Add = 505		1515
4.10.3	Total Fee (4.10.1 to 4.10.2)		112596
4.11	Additional Expenditure of 6th pay commission if actually paid and not included in 4.1.1 (See norm 2.1.4)		4.11.1 - Total - 4.11.2 - per Student -

The amount in 4.11.2 is to be collected from all the students in the Institution. However for the students admitted in 2018-19 it is already included in their Tuition Fee (See 4.5)	
FRA Processing Fee = Controlling Strength x Proposed Fee x (0.05/100)	174570 (One Lakh Seventy Four Thousands Five Hundred and Seventy Rupees)
Date	
Place	
<p style="text-align: center;"><i>Amjwara</i></p> <p style="text-align: center;">Signature and Seal of person authorised in terms of section 2 (i) of the Act with Code No.</p> <p style="text-align: center;">FOR OFFICE USE ONLY</p>	
Date	
Disallowance:-	
1)	
2)	
3)	
4)	
Prepared by:	
Checked by (Chartered Accountant)	

FEES REGULATING AUTHORITY - 2018-19, Mumbai

305, Govt. Polytechnic Building, Ali Yawar Jung Marg, Bandra (E), Mumbai - 400 051 (M.S.), INDIA

APPROVED FORMAT FOR COMPUTATION OF FEES FOR YEAR 2018-19 AND STREAM MBA

1	Name of the College/Institute: Pimpri Chinchwad Education Trust, Pimpri Chinchwad College of Engineering, Pune Code: EN6175 Stream: MBA Year: 2018-19 Location: Pimpri Chinchwad Education Trust, Pimpri Chinchwad College of Engineering, Sector No 26, Pradhikaran Nigdi Pune 411044		
2	Approved fee for Academic Year 2017-18 Information related to Fee For AY 2017-18 Approved finally determined by FRA (including in Review / legal case etc..)	74500	
	Fee Proposed by College for AY 2018-19	Select Proposal Status Y Proposed fee for 2018-19 77042 Rs.	
	C) Year of recognition by respective council/Government :	2008-2009	
2.1	Streams combined Yes / No	No	
2.1.1	Streams combined		
3.	Whether undertaking on stamp paper submitted reg. refund?	Y	
4	Computation of final tuition fee and development fee:	Expenditure incurred (in Rs.)	
		Total	Per Student (divided by 4.8)
4.1.1	Salary expenditure for 2016-17 to approved teaching /non teaching staff, as per DTE / AICTE / PCI / COA / GOVERNMENT / UNIVERSITY norms the figure to be given of Professors/Associates Professors/Assistant Professors as per the norms required and actual No.	5932789	49440
4.1.2	Salary/Honorarium paid to visiting Faculties and their numbers	33000	275
4.1.3	Total Salary Expenditure (4.1.1+4.1.2)	5965789	49715
4.2	Non salary revenue expenditure (Rent, Interest on loan, Penalties if any legal charges and unrelated expenditure to be excluded , except interest paid on TEQUIP loan) for 2016-17 (See Norm 2.2)	808290	6736
4.2.1	a) Less income derived by using college property (See norm 2.14)	0	
	b) Hostel expenses, if any (See norm 2.2.2)	0	
4.2.2	Total (4.1.3 + 4.2) - (4.2.1)	6774079	56451
4.2.3	10% of 4.2.2 for increase in cost for 2016-17 (See norm 1.5)	677408	5645
4.3	Usage charge for building (See norm 2.4.1) - Regular / First Shift Rs. 5500 per student for total sanctioned intake	660000	5500
	Usage charge for building (See norm 2.4.1) - Second Shift Rs. 2750 per student for total sanctioned intake	0	
4.4	Depreciation on other assets at approved rates as on 31.03.2017 (See norm 2.4) - Regular / First Shift	179904	1499
4.5	Total of (4.2.2 to 4.4) + 4.1.1	8291391	69095
4.6	Sanctioned strength in the course run in Academic Year 2016-17 (No.) - Regular / First Shift (This is to exclude the Tuition Waiver Scheme (TWS) students)	120	
	Sanctioned strength in the course run in Academic Year 2016-17 (No.) - Second Shift (This is to exclude the Tuition Waiver Scheme (TWS) students)	0	
4.7	Actual strength in the course run in Academic Year 2016-17 (No.) - Regular / First Shift	111	
	Actual strength in the course run in Academic Year 2016-17 (No.) - Second Shift	0	
4.8	Controlling strength (No.)(Higher of 4.6 & 4.7) - Regular / First Shift	120	
	Controlling strength (No.)(Higher of 4.6 & 4.7) - Second Shift	0	
4.9	Tuition Fee (4.5 / 4.8) (0% increase due to less admissions if any)	69095	
4.10	Development fee (10% of 4.9) (0% reduction due to less admissions if any)	6910	
4.10.1	Total fee (4.9 + 4.10)	76005	
4.10.2	Credit for accreditation/quality improvement etc (Not more than 15% of Dev fee) NAAC Grade - N / NBA Courses - 0% / NIRE within top 500 - Y - Add = 1037 Ph.D Holder - 12% - Add = 346 Research Publications in international journals & Patents - 47.13 per faculty per year - Add = 346 Placement of students - 58% - Add = 346	1037	
4.10.3	Total Fee (4.10.1 to 4.10.2)	77042	
4.11	Additional Expenditure of 6th pay commission if actually paid and not included in 4.1.1 (See norm 2.1.4)	4.11.1 - Total - 4.11.2 - per Student -	

The amount in 4.11.2 is to be collected from all the students in the Institution. However for the students admitted in 2018-19 it is already included in their Tuition Fee (See 4.5)

**FRA Processing Fee = Controlling Strength x Proposed Fee x
(0.05/100)**

4623
(Four Thousand Six Hundred and Twenty Three
Rupees)

Date

Place

Amf...

Signature and Seal of person authorised in terms of section 2 (l) of the Act with Code No.

FOR OFFICE USE ONLY

Date

Disallowance:-

- 1)
- 2)
- 3)
- 4)

Prepared by:

Checked by (Chartered Accountant)

FEES REGULATING AUTHORITY - 2018-19, Mumbai

305, Govt. Polytechnic Building, Ali Yawar Jung Marg, Bandra (E), Mumbai - 400 051 (M.S.), INDIA

APPROVED FORMAT FOR COMPUTATION OF FEES FOR YEAR 2018-19 AND STREAM MCA

1	Name of the College/Institute: Pimpri Chinchwad Education Trust, Pimpri Chinchwad College of Engineering, Pune Code: EN6175 Stream: MCA Year: 2018-19 Location: Pimpri Chinchwad Education Trust, Pimpri Chinchwad College of Engineering, Sector No 26, Pradhikaran Nigdi Pune 411044	
2	Approved fee for Academic Year 2016-17 - NA Information related to Fee For AY 2017-18 Approved finally determined by FRA (Including in Review / legal case etc.)	84000
	Fee Proposed by College for AY 2018-19	Select Proposal Status Y Proposed fee for 2018-19 88367 Rs.
	C) Year of recognition by respective council/Government :	2007-2008
2.1	Streams combined Yes / No	No
2.1.1	Streams combined	
3.	Whether undertaking on stamp p.p. submitted reg. refund?	Y
4	Computation of final tuition fee and development fee:	Expenditure incurred (in Rs.)
		Total Per Student (divided by 4.8)
4.1.1	Salary expenditure for 2016-17 to approved teaching /non teaching staff, as per DTE / AICTE / PCI / COA / GOVERNMENT / UNIVERSITY norms the figure to be given of Professors/Associates Professors/Assistant Professors as per the norms required and actual No.	9683661 53798
4.1.2	Salary/Honorarium paid to visiting Faculties and their numbers	44100 245
4.1.3	Total Salary Expenditure (4.1.1+4.1.2)	9727761 54043
4.2	Non salary revenue expenditure (Rent, Interest on loan, Penalties if any legal charges and unrelated expenditure to be excluded , except interest paid on TEQUIP loan) for 2016-17 (See Norm 2.2)	2046137 11367
4.2.1	a) Less income derived by using college property (See norm 2.14)	0
	b) Hostel expenses, if any (See norm 2.2.2)	0
4.2.2	Total (4.1.3 + 4.2) - (4.2.1)	11773898 65411
4.2.3	10% of 4.2.2 for increase in cost for 2016-17 (See norm 1.5)	1177390 6541
4.3	Usage charge for building (See norm 2.4.1) - Regular / First Shift Rs. 5500 per student for total sanctioned intake	990000 5500
	Usage charge for building (See norm 2.4.1) - Second Shift Rs. 2750 per student for total sanctioned intake	0
4.4	Depreciation on other assets at approved rates as on 31.03.2017 (See norm 2.4) - Regular / First Shift	324176 1801
4.5	Total of (4.2.2 to 4.4)+ 4.1.1	14265464 79253
4.6	Sanctioned strength in the course run in Academic Year 2016-17 (No.) - Regular / First Shift (This is to exclude the Tuition Waiver Scheme (TWS) students)	180
	Sanctioned strength in the course run in Academic Year 2016-17 (No.) - Second Shift (This is to exclude the Tuition Waiver Scheme (TWS) students)	0
4.7	Actual strength in the course run in Academic Year 2016-17 (No.) - Regular / First Shift	160
	Actual strength in the course run in Academic Year 2016-17 (No.) - Second Shift	0
4.8	Controlling strength (No.)(Higher of 4.6 & 4.7) - Regular / First Shift	180
	Controlling strength (No.)(Higher of 4.6 & 4.7) - Second Shift	0
4.9	Tuition Fee (4.5 / 4.8) (0% increase due to less admissions if any)	79253
4.10	Development fee (10% of 4.9) (0% reduction due to less admissions if any)	7925
4.10.1	Total fee (4.9 + 4.10)	87178
4.10.2	Credit for accreditation/quality improvement etc (Not more than 15% of Dev fee) NAAC Grade - N / NBA Courses - 0% / NIRF within top 500 - Y - Add = 1189 Ph.D Holder - 12% - Add = 396 Research Publications in international journals & Patents - 34.27 per faculty per year - Add = 396 Placement of students - 58% - Add = 396	1189
4.10.3	Total Fee (4.10.1 to 4.10.2)	88367
4.11	Additional Expenditure of 6th pay commission if actually paid and not included in 4.1.1 (See norm 2.1.4)	4.11.1 - Total - 4.11.2 - per Student -


The amount in 4.11.2 is to be collected from all the students in the Institution. However for the students admitted in 2018-19 it is already included in their Tuition Fee (See 4.5)

FRA Processing Fee = Controlling Strength x Proposed Fee x (0.05/100)

7953
(Seven Thousand Nine Hundred and Fifty Three Rupees)

Date

Place



Signature and Seal of person authorised in terms of section 2 (l) of the Act with Code No.

FOR OFFICE USE ONLY

Date

Disallowance:-

- 1)
- 2)
- 3)
- 4)

Prepared by:

Checked by (Chartered Accountant)

FEES REGULATING AUTHORITY - 2018-19, Mumbai

305, Govt. Polytechnic Building, Ali Yawar Jung Marg, Bandra (E), Mumbai - 400 051 (M.S.), INDIA

APPROVED FORMAT FOR COMPUTATION OF FEES FOR YEAR 2018-19 AND STREAM ME

1	Name of the College/Institute: Pimpri Chinchwad Education Trust, Pimpri Chinchwad College of Engineering, Pune Code: EN6175 Stream: ME Year: 2018-19 Location: Pimpri Chinchwad Education Trust, Pimpri Chinchwad College of Engineering, Sector No 26, Pradhikaran Nigdi Pune 411044	
2	Approved fee for Academic Year 2017-18 - NA	
	Information related to Fee For AY 2017-18 Approved finally determined by FR A (Including in Review / legal case etc..)	115700
	Fee Proposed by College for AY 2018-19	Select Proposal Status Y Proposed fee for 2018-19 96000 Rs.
	C) Year of recognition by respective council/Government :	1999-2000
2.1	Streams combined Yes / No	Yes
2.1.1	Streams combined	ME,ENGG
3.	Whether undertaking on stamp paper submitted (eg. refund?)	Y
4	Computation of final tuition fee and development fee:	Expenditure incurred (in Rs.)
		Total Per Student (divided by 4.8)
4.1.1	Salary expenditure for 2016-17 to approved teaching /non teaching staff. as per DTE / AICTE / PCI / COA / GOVERNMENT / UNIVERSITY norms the figure to be given of Professors/Associates Professors/Assistant Professors as per the norms required and actual No.	19572502 101940
4.1.2	Salary/Honorarium paid to visiting Faculties and their numbers	36000 188
4.1.3	Total Salary Expenditure (4.1.1+4.1.2)	19608502 102128
4.2	Non salary revenue expenditure (Rent, Interest on loan, Penalties if any legal charges and unrelated expenditure to be excluded , except interest paid on TEQUIP loan) for 2016-17 (See Norm 2.2)	2455532 12789
4.2.1	a) Less income derived by using college property (See norm 2.14)	0
	b) Hostel expenses, if any (See norm 2.2.2)	0
4.2.2	Total (4.1.3 + 4.2) - (4.2.1)	22064034 114917
4.2.3	10% of 4.2.2 for increase in cost for 2016-17 (See norm 1.5)	2206403 11492
4.3	Usage charge for building (See norm 2.4.1) - Regular / First Shift Rs. 5500 per student for total sanctioned intake	1056000 5500
	Usage charge for building (See norm 2.4.1) - Second Shift Rs. 2750 per student for total sanctioned intake	0
4.4	Depreciation on other assets at approved rates as on 31.03.2017 (See norm 2.4) - Regular / First Shift	913306 4757
4.5	Total of (4.2.2 to 4.4) + 4.1.1	26239743 136665
4.6	Sanctioned strength in the course run in Academic Year 2016-17 (No.) - Regular / First Shift (This is to exclude the Tuition Waiver Scheme (TWS) students)	192
	Sanctioned strength in the course run in Academic Year 2016-17 (No.) - Second Shift (This is to exclude the Tuition Waiver Scheme (TWS) students)	0
4.7	Actual strength in the course run in Academic Year 2016-17 (No.) - Regular / First Shift	139
	Actual strength in the course run in Academic Year 2016-17 (No.) - Second Shift	0
4.8	Controlling strength (No.) Higher of 4.6 & 4.7) - Regular / First Shift	192
	Controlling strength (No.) Higher of 4.6 & 4.7) - Second Shift	0
4.9	Tuition Fee (4.5 / 4.8) (5% increase due to less admissions if any)	143499
4.10	Development fee (10% of 4.9) (5% reduction due to less admissions if any)	13632
4.10.1	Total fee (4.9 + 4.10)	157131
4.10.2	Credit for accreditation/quality improvement etc (Not more than 15% of Dev fee) NAAC Grade - N / NBA Courses - 0% / NIRF within top 500 - Y - Add = 2045 Ph.D Holder - 12% - Add = 682 Research Publications in international journals & Patents - 20.94 per faculty per year - Add = 682 Placement of students - 58% - Add = 682	2045
4.10.3	Total Fee (4.10.1 to 4.10.2)	159176
4.11	Additional Expenditure of 6th pay commission if actually paid and not included in 4.1.1 (See norm 2.1.4)	4.11.1 - Total - 4.11.2 - per Student -

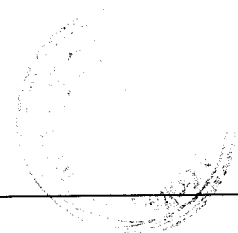
The amount in 4.11.2 is to be collected from all the students in the Institution. However for the students admitted in 2018-19 it is already included in their Tuition Fee (See 4.5)

FRA Processing Fee = Controlling Strength x Proposed Fee x (0.05/100)

9216
(Nine Thousand Two Hundred and Sixteen Rupees)

Date

Place



Signature and Seal of person authorised in terms of section 2 (i) of the Act with Code No.

FOR OFFICE USE ONLY

Date

Disallowance:-

- 1)
- 2)
- 3)
- 4)

Prepared by:

Checked by (Chartered Accountant)