

To,  
The Trustees,  
Pimpri Chinchwad Education Trust,  
Pradhikaran, Nigdi, Pune-411044.

Subject :- Audit of the Books of Accounts of 'Pimpri Chinchwad College of Engineering- MCA Course' for the Year 2016-17.

Respected Sir / Madam,

We have Concluded the audit of the books of accounts of your of 'PIMPRI CHINCHWAD COLLEGE OF ENGINEERING- MCA Course' for the years ended on 31<sup>st</sup> March-2017. And have pleasure to offer our remarks thereon as under.


1. We have obtained all the information and explanation necessary for the purpose of our audit.
2. The Balance Sheet and Income & Expenditure account are in agreement with the books of Accounts.
3. In our opinion, proper Books of accounts as required by law have been maintained.


In Opinion our opinion and subject to our report of even date.

- a. The Balance Sheet gives a true and fair view of the state of affairs of the college as on 31<sup>st</sup> March-2017 and
- b. The Income & Expenditure account gives a true and fair view of the surplus for the year ended on that date.

Place :- Nigdi, Pune-411044.

Date :- 17.10.2017



  
Chartered Accountant  
Swarnand V. Agase  
(Membership No.125746)

**PIMPRI CHINCHWAD COLLEGE OF ENGINEERING**  
**SECTOR NO. 26, PRADHIKARAN, NIGDI, PUNE - 411 044**

**MCA COURSE**

**BALANCE SHEET AS ON 31/3/2017**

PREVIOUS YR. 2015-16	LIABILITIES & FUNDS	CURRENT YR. 2016-17	PREVIOUS YR. 2015-16	ASSETS & PROPERTIES	CURRENT YR. 2016-17
3737348.90	<b>I COLLEGE DEVELOPMENT FUND Rs.3737348.90</b> Less Excess Of Income Over Expenditure Rs.297153.98	3440194.92	2738650.00	<b>FIXED ASSETS - (As Per Schedule Attached)</b>	2429870.00
	<b>II LOANS -</b>				
	<b>A SECURED LOANS -</b>				
4045473.00	1 PCET	5138232.00	749802.00	1 FD 169404111500369	500000.00
	2 PCET		0.00	2 FD with DTE	749802.00
	3 PCET			3 FD NO-169404511501403/14.11.2025	850000.00
	4 PCET			4 FDRSTDC/105/2	
	<b>B UNSECURED LOANS -</b>				
2337610.00	1 PCCOE Engg	-3747674.00		<b>CURRENT ASSETS</b>	
201066.00	2 PCCOE MBA	233353.00		<b>BANK BALANCES</b>	
12674.00	3 PCCOE Hostel	12674.00	251073.00	Indian O. Bank - A/c No.	160921.40
-900.00	4 PCCOE ME	-900.00	303918.40	169401000002002	24551.02
			4944.50	IDBI Bank A/c No -0007104000782623	10650.50
				CASH IN HAND	
	<b>III CURRENT LIABILITIES &amp; PROVISIONS -</b>				
73244.00	1 National Insurance Co.Ltd	108416.00	371819.00	<b>SUNDRY DEBTORS</b>	438931.00
2900.00	2 University Exam Fees	2900.00	1909.00	<b>LOANS &amp; ADVANCES</b>	1909.00
15600.00	3 Audit Fees Payable	15600.00	13476.00	TDS on F.D.	13476.00
	4 Professional Fees Payable		14204.00	TDS on FD & Other 2014-15	14204.00
			0.00	TDS on FD & Other 2015-16	8481.00
				TDS on FD & Other 2016-17	
<b>749795.90</b>	<b>TOTAL</b>	<b>5202795.92</b>	<b>5749795.90</b>	<b>TOTAL</b>	<b>5202795.92</b>


AS PER OUR REPORT ON EVEN DATE

CHARTERED ACCOUNTANTS

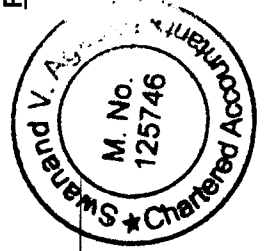
(Mr. Swarnand V. Aghase)  
M.No.125746

M.No.125746

FOR PIMPRI CHINCHWAD COLLEGE OF ENGINEERING



*Swarnand V. Aghase*  
PRINCIPAL



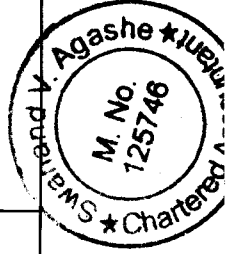

PUNE

:- 17/10/2017

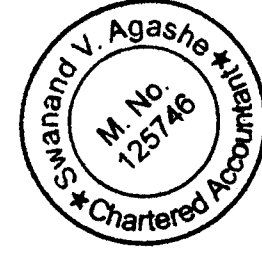

**PIMPRI CHINCHWAD COLLEGE OF ENGINEERING**  
**SECTOR NO. 26, PRADHIKARAN, NIGDI, PUNE - 411 044**  
**MCA COURSE**

**RECEIPTS & PAYMENTS A/C FOR THE YEAR ENDING 31/3/2017**

PREVIOUS YR. 2015-16	RECEIPTS	CURRENT YR. 2016-17	PREVIOUS YR. 2015-16	PAYMENTS	CURRENT YR. 2016-17
5813.50	<u>To Opening Bal</u>	4944.50	2760.00	By Audit Fees Payable	2900.00
266470.00	Cash	251073.00	374303.00	By Duties & Taxes	392733.00
454103.40	IOB A/c - 169401000002002	303918.40	1191804.00	By PCCoE (HOSTEL)	0.00
201962.00	To IDBI Bank A/c No - 0007104000782623	138517.00	429273.00	By PCCoE-ENGG	528399.00
1752.00	To Bank Interest	0.00	80858.00	By PCCoE-MBA	52287.00
22703.00	To National Insurance Co. Ltd.	0.00	0.00	By PCCoE- ME	362836.00
	To Duties & Taxes		41495.00	By Administrative Exps	52952.98
1686.00	To Admin. Cancellation Charges	4870.00	12000.00	By Affiliation Fees Exp A/c	0.00
745000.00	To PCCoE Engg	824400.00	11395.00	By Consumables	5639.00
90604.00	To PCCoE MBA	84574.00	499700.00	By Electricity & Fuel Expenses	557610.00
1191804.00	To PCCoE (HOSTEL)	0.00	750.00	By QIP Expenses A/c	0.00
600.00	To Bio Data	0.00	31525.00	By Mobile Charges	30586.00
9131.00	To University Exam fee	11120.00	76800.00	By Group Insurance Scheme	76800.00
10805022.00	To Sundry Debtors	10865254.00	45500.00	By Honorarium Charges	44100.00
700000.00	FD 007105000411691	0.00	36200.00	By Library Expenses	36400.00
800000.00	FD 169404111500370	0.00	25404.00	By National Insurance Scheme	26078.00
800000.00	FDR/STDC/54/1 (Ravet)	0.00	12500.00	By Professional Fees Payable	15600.00
800000.00	FDR/STDC/55/1 (Ravet)	0.00	2705.00	By Training & Placement	1752.00
800000.00	FDR/STDC/56/1 (Ravet)	0.00	8287.00	By Repairs & Maintenance	8788.00
800000.00	FDR/STDC/57/1 (Ravet)	0.00	3925.00	By Research & Development	0.00
123240.00	To Student Development & Welfare	47200.00	7526008.00	By Salary	8059772.00
0.00	To Miscellaneous receipts	27773.00	299524.00	By Society A/c	373631.00



PREVIOUS YR. 2015-16	RECEIPTS	CURRENT YR. 2016-17	PREVIOUS YR. 2015-16	PAYMENTS	CURRENT YR. 2016-17
0.00	To QIP Expense A/c	0.00	12605.00	By Staff Dev. & Welfare Exp.	5500.00
0.00	To Sundry Creditors	0.00	192424.00	By Students Dev. & Welfare Exp.	79687.00
0.00	To TDS charges	14033.00	1211782.00	By Sundry Creditors	915931.00
0.00	To FD No.169404111500369	800000.00	528496.00	By Sundry Debtors	281945.00
0.00	To FDRSTDC/105/1	850000.00	586400.00	By University Exam Fees	621870.00
0.00	To FD No.1694040000000903	850000.00	1328.00	By University Fees	1312.00
0.00	To FD No.1694040000000904	850000.00	800000.00	By FD 169404111500369	0.00
0.00	To PCCOE ME	362836.00	800000.00	By FD 169404111500370	0.00
			800000.00	By FDR/SDTC/54/1 (Ravet)	0.00
			800000.00	By FDR/SDTC/55/1 (Ravet)	0.00
			800000.00	By FDR/SDTC/56/1 (Ravet)	0.00
			800000.00	By FDR/SDTC/57/1 (Ravet)	0.00
			0.00	By Property Tax	0.00
			0.00	FDRSTDC/105/1	850000.00
			0.00	FDRSTDC/105/2	850000.00
			0.00	FD1694040000000903	850000.00
			0.00	FD1694040000000904	850000.00
			0.00	By Salary for Adjunct Faculty 2016-17	118800.00
			0.00	By MAMI MCA CET -2016	32000.00
			14204.00	By Tds Charges	0.00
			0.00	By TDs On FD & Other	8481.00

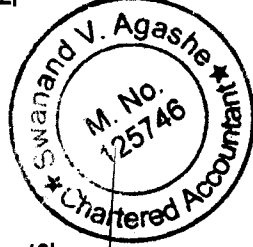


11/11/16

REVIOSU YR. 2015-16	RECEIPTS	CURRENT YR. 2016-17	PREVIOUS YR. 2015-16	PAYMENTS	CURRENT YR. 2016-17
			251073.00 303918.40 4944.50	<u>By Closing Balance</u> Indian O. Bank - 169401000002002 IDBI Bank A/c No.00071040000782623 Cash In Hand	24551.02 160921.40 10650.50
18619890.90	TOTAL	16290512.90	18619890.90	TOTAL	16290512.90


AS PER OUR REPORT ON EVEN DATE

CHARTERED ACCOUNTANTS



*Swarnand V. Agashe*  
(Mr. Swarnand V. Agashe)  
M.No.125746

FOR PIMPRI CHINCHWAD COLLEGE OF ENGINEERING



*Anurag*  
PRINCIPAL

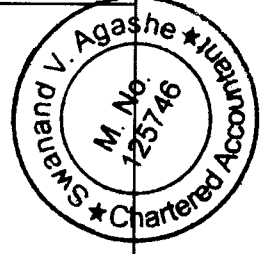

CE :- PUNE  
E :- 17/10/2017

**PIMPRI CHINCHWAD COLLEGE OF ENGINEERING**  
**SECTOR NO. 26, PRADHIKARAN, NIGDI, PUNE - 411 044**

**MCA COURSE**

**INCOME & EXPENDITURE A/C FOR THE YEAR ENDING 31/3/2017**

PREVIOUS YR. 2015-16	EXPENDITURE	CURRENT YR. 2016-17	PREVIOUS YR. 2015-16	INCOME	CURRENT YR. 2016-17
	<b><u>TO ADMINISTRATIVE EXPENSES</u></b>			<b><u>BY COLLEGE FEES</u></b>	
12000.00	To Affiliation Fee	0.00	15900.00	By Bio Data	16000.00
202.00	To Bank Charges	7640.98	976135.00	By Development Fees	1092665.00
24254.00	To Conveyance Charges	22612.00	159000.00	By Student Activity	160000.00
11395.00	To Consumable Expenses	50912.00	10227225.00	By Tuition Fees	10927593.00
499700.00	To Electricity & Fuel Expenses	557610.00	131437.00	By University Fees	132288.00
45500.00	To Honorarium Charges	44100.00	9331.00	By Miscellaneous Receipts	27773.00
1500.00	To Legal & Professional Expenses	2890.00	172154.00	By Bank Interest	138517.00
36200.00	To Library Expenses	36400.00	310619.00	By Interest On F. D.	0.00
15311.00	To Office Expenses	16297.00	38786.00	By Admin. Cancellation Charges	4870.00
750.00	To QIP Expenses	0.00			
3329.00	To Postage & Telegramme	4500.00			
58679.00	To Printing & Stationary Expenses	26476.00			
0.00	To Audit fee expenses	500.00			
3925.00	To Research and Dev. Expenses	0.00			
13065.00	To Repairs & Maintainance	10473.00	912575.00	By Excess Of Income Over	297153.98
12605.00	To Staff Dev. & Welfare Exp.	5500.00		Expenditure	
980342.00	To Students Dev. & Welfare Exp.	658515.00			
1450.00	To Transport Charges	800.00			
2705.00	To Training & Placement	1752.00			
1022722.00	To Finance Charges	1092759.00			
344555.00	Bad Debts	0.00			
0.00	To MAMI MCA CET-2016	32000.00			




PREVIOUS YR. 2015-16	EXPENDITURE	CURRENT YR. 2016-17	PREVIOUS YR. 2015-16	INCOME	CURRENT YR. 2016-17
40431.00	<u>TO EMPLOYEE RELATED EXPENSES</u>	40572.00			
301331.00	To Administrative Charges on P. F.	302400.00			
8586788.00	To Employers Provident Fund	9340689.00			
	To Salary				
2900.00	<u>TO PROFESSIONAL CHARGES</u>	2900.00			
15600.00	To Audit Fees	15600.00			
915923.00	To Professional Fees	522962.00			
	To Depreciation				
<b>12953162.00</b>	<b>TOTAL</b>	<b>12796859.98</b>	<b>12953162.00</b>	<b>TOTAL</b>	<b>12796859.98</b>

AS PER OUR REPORT ON EVEN DATE


CHARTERED ACCOUNTANTS

*(Signature)*  
(Mr. Swanand V. Aghase)  
M.No.125746

FOR PIMPRI CHINCHWAD COLLEGE OF ENGINEERING



*(Signature)*  
PRINCIPAL



E :- PUNE  
:- 17/10/2017

**PIMPRI CHINCHWAD COLLEGE OF ENGINEERING-MCA COURSE**  
**SECTOR NO.26,PRADHIKARAN PUNE -411044**

**LIST OF FIXED ASSETS AS ON 31/03/2017**

PARTICULARS	DEP RATE %	W.D.V AS ON 31/03/2016	ADDITION		TOTAL	DEPRECIATION		TOTAL DEP	W.D.V AS ON 31/03/2017
			BEFORE SEPT	AFTER SEPT		BEFORE SEPT	AFTER SEPT		
Computer & Peripherals	60%	375900			375900.00	225540.00	0.00	225540.00	150360.00
Electrical Equipments	15%	338390			338390.00	50758.00	0.00	50759.00	287631.00
Furniture	10%	850605	84913.00	94973.00	1030491.00	93551.00	4749.00	98300.00	932191.00
Genset	15%	31113			31113.00	4667.00	0.00	4667.00	26446.00
Lab & Workshop Equipment	15%	78930			110710.00	11839.00	2384.00	14223.00	96487.00
Library Books	60%	43401		2516.00	45917.00	26041.00	755.00	26796.00	19121.00
Main Building	10%	1007405			1007405.00	100741.00	0.00	100741.00	906664.00
Water Cooler	15%	10119			10119.00	1518.00	0.00	1518.00	8601.00
Water Purifier	15%	2787			2787.00	418.00	0.00	418.00	2369.00
<b>Total</b>		<b>2738650.00</b>	<b>84913.00</b>	<b>129269.00</b>	<b>2952832.00</b>	<b>515073.00</b>	<b>7888.00</b>	<b>522962.00</b>	<b>2429870.00</b>

