

To,
The Trustees,
Pimpri Chinchwad Education Trust,
Pradhikaran, Nigdi, Pune-411044.

Subject :- Audit of the Books of Accounts of 'Pimpri Chinchwad College of Engineering' for the Year 2016-17.

Respected Sir / Madam,

We have Concluded the audit of the books of accounts of your of 'PIMPRI CHINCHWAD COLLEGE OF ENGINEERING' for the years ended on 31st March-2017. And have pleasure to offer our remarks thereon as under.


1. We have obtained all the information and explanation necessary for the purpose of our audit.
2. The Balance Sheet and Income & Expenditure account are in agreement with the books of Accounts.
3. In our opinion, proper Books of accounts as required by law have been maintained.


In Opinion our opinion and subject to our report of even date.

- a. The Balance Sheet gives a true and fair view of the state of affairs of the college as on 31st March-2017 and
- b. The Income & Expenditure account gives a true and fair view of the surplus for the year ended on that date.

Place :- Nigdi, Pune-411044.

Date :- 17.10.2017


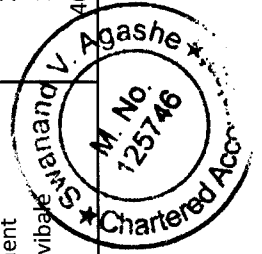



Chartered Accountant
Swinand V. Agase
(Membership No.125746)

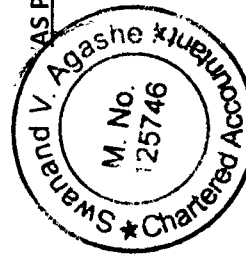
PIMPRI CHINCHWAD COLLEGE OF ENGINEERING
SECTOR NO.26, PRADHIKARAN, NIGDI, PUNE - 411044
ENGINEERING COLLEGE

BALANCESHEET FOR THE YEAR ENDED 31/03/2017

PREVIOUS YR. 2015-16	CURRENT YR. 2016-17	Liabilities & Funds	Assets	PREVIOUS YR. 2015-16	CURRENT YR. 2016-17
742793.39	147797944.24	I COLLEGE DEVELOPMENT FUND	I FIXED ASSETS (As Per Schedule Attached)	138075691.70	138516709.44
078555.77	144821349.16	Add:- Excess Of Income Over Expenditure			
	2976595.08				
002687.44		II LOANS	II CURRENT ASSETS -		6958292.39
		Indian Overseas Bank O/D A/c -01	A) BANK BALANCES		
44500.00	8896430.54		Bank of Maharashtra	261512.90	1809517.90
10000.00	61882467.00		IDBI Bank A/c No -2647	703857.67	3329238.53
683259.00		III DEPOSITS	Indian Overseas Bank A/c No -6767	6754.00	6754.00
50000.00	44500.00	Caution Money Deposit	Indian Overseas Bank A/c No -6266	4255.00	7626.00
137888.00	10000.00	College Canteen Deposit	Indian Overseas Bank Current A/c No -586	4688.71	4688.71
61788.00	683259.00	Library & Laboratory Deposit	Pavana Bank Ltd Chinchwad -9933	15970828.00	121332.00
218000.00	50000.00	Mess Deposit	PCCOE Earn & Learn A/c No -2445	32579.00	34922.00
25127.00	60852361.00	P.C.Education Trust	Rupree Co-op Bank	14867.00	14867.00
	-780.00	P.C.Polytechnic	Indian Overseas Bank A/c No -111	26.04	0.00
	218000.00	Security Deposit	Indian Overseas Bank 9921	1165078.97	871215.97
	25127.00	Student Aid Fund	Indian Overseas Bank 10000 (TIFAC)	10729.00	6422.00
			Indian Overseas Bank 7495	128365.80	751708.28
		IV Current Liabilities & Provisions			
33385.00	23775857.55	TDS Payable	B) CASH IN HAND	63105.00	67488.00
334489.00	38726.00	Sundry Creditors			
862814.50	9394257.00	Scholarship Payable	C) SUNDRY DEBTORS	2544026.31	915873.00
7250.00	235602.00	Audit Fee Payable	III LOANS & ADVANCES		
571840.00	7250.00	Electricity & Fuel Exp Payable	E.B.C SCHOLARSHIP A/C	3210.00	3210.00
337855.00	0.00	Gratuity Payable	INT RECEIVABLE ON FD 2012-13	2079862.00	2079862.00
31675.00	6037855.00	Group Insurance Refund A/c	Samajikalyan Fee Receivable	71221721.00	68926509.50
-638.00	37272.00	Group Insurance Scheme A/c	S.B.Patil Institute of Management	29753.00	29753.00
65000.00	-7116.00	JEE 2016-17	Tata Consulting Services Receivable	11740.00	11740.00
10000.00	3710.00	Library & Lab Fees Refundable	TDS CHARGES 2015-16	469559.00	469559.00
	10000.00				



PREVIOUS YR. 2015-16	Liabilities & Funds	CURRENT YR. 2016-17	PREVIOUS YR. 2015-16	Assets	CURRENT YR. 2016-17
-2442.00	Mobile Bill A/c	-3032.00	105428.00	TDS (HDFC F.D)	105428.00
0.00	JEE (MAIN)2017	60000.00	14138.00	TDS ON FD 2011-12	14138.00
28100.00	Professional Fees Payable	28100.00	406715.00	TDS ON FD 2012-13	406715.00
613588.00	Uni.Exam Fees A/c	4176999.55	152604.00	TDS ON FD & OTHER 2014-15	152604.00
15365.00	University Exam Grant	1870882.00		TDS ON FD 2016-17	198571.00
0.00	Administrative exp on P.F. Payable	45716.00	28191.00	PCCOE HOSTEL	350161.00
0.00	GATE EXAM IIT 2017	224950.00	1462640.00	PCCOE MBA	748975.00
0.00	EBC Scholarship 2015-16	-48000.00	-2337610.00	PCCOE MCA	-3747674.00
0.00	Provident Fund Employees cont payable	637886.00	16471964.00	PCCOE (ME)	21223010.00
0.00	Provident Fund Employers cont payable	664465.00			
0.00	Tata Consultancy Services	97000.00		IV DEPOSITS	221775.00
0.00	RMD & SOPRA STERIA FOUNDATION	100000.00	16150.00	Deposit of Gas Cylinder	16150.00
0.00	Salary Grant (3DPLM)	110000.00	18425.00	Deposit of Water Connection	18425.00
0.00	TIFAC & STIPHEN (GRANT)	9335.00	154500.00	Deposit with PCMC	143200.00
0.00	CHANAKYA SOFTWARE	6000.00	40000.00	Guest House Rent	40000.00
0.00	DTE PUNE	38000.00	4000.00	Telephone Deposit	4000.00
5120.00	CPGCON Conveyance payable	0.00			
3500.00	CPGCON Honorarium charges payable	0.00	60000.00	Fixed Deposit with Bank	60000.00
19365.00	CPGCON Printing & Stationery payable	0.00	4100000.00	Guarantee Deposit with DTE	4100000.00
148490.00	CPGCON 2016 Payable	0.00			
339355.10	Total	242352699.33	254039355.10		242352699.33




AS PER OUR REPORT ON EVEN DATE

CHARTERED ACCOUNTANTS

Swarnand V. Agashe
(Mr. Swarnand V. Agase)
M.No.125746

FOR PIMPRI CHINCHWAD COLLEGE OF ENGINEERING



Principals
PRINCIPAL

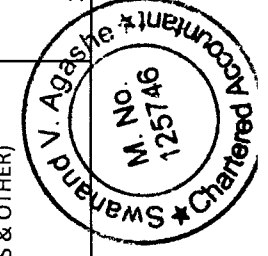

:- PUNE

:- 17/10/2017

PIMPRI CHINCHWAD COLLEGE OF ENGINEERING
SECTOR NO.26, PRADHIKARAN, NIGDI, PUNE - 411044
ENGINEERING COLLEGE

INCOME & EXPENDITURE A/C FOR THE YEAR ENDED 31/03/2017

Y/OUS YR 15-16	EXPENDITURE	CURRENT YR 2016-17	PREVIOUS YR 2015-16	INCOME	CURRENT YR 2016-17
	TO ADMINISTRATIVE EXPENSES	94690434.92		BY COLLEGE FEES	280045457.00
386407.00	Advertisement Expenses	92785.00	434500.00	Bio-Data Fees A/c	310200.00
2780.08	Bank Charges	7395.42	23151661.00	Development Fees A/c	24745568.00
37899.00	Building Insurance	38064.00	3234521.00	Student Activity Fee A/c	3098000.00
38946.00	Computer Software Expenses	0.00	250454289.00	Tuition Fees A/c	250189587.00
83606.00	Conveyance Charges A/c	101403.00	1660267.00	University Fees A/c	1702102.00
82027.00	Hospitality Expenses A/c	138549.00			
1360.00	Legal Expenses	0.00	358519.00	By Interest	3098429
923.00	Medical Expenses	0.00	3835634.00	Normal Interest	547466.00
08848.00	Meeting Expenses A/c	61769.00	381540.00	Interest on FD with Pavana Bank	1542925.00
48008.00	Office Expenses A/c	104269.00	462634.00	Interest on FD with IOB	37972.00
26540.00	Postage & Telegrams Exps	20293.00	26854.00	Interest on FD with IDBI	317670.00
39687.00	Printing & Stationery Exp. A/c	1241337.00	12423.00	Interest on BOM	43810.00
27482.00	Remuneration of National Insurance	0.00	0.00	Normal Interest IOB	525856.00
43912.00	Telecommunication Exp.A/c	49837.00	0.00	Interest receivable on FD IDBI	76273.00
26784.00	Vehicle Insurance Expenses	25846.00	0.00	Normal Interest on (Pavana Sah Bank)	6457.00
3744.00	Transport & Freight	6050.00	214700.00	By Other Income	4873571
42360.00	Affiliation & Processing Fee	2470699.00	151489.00	Registration & Sponsorship Fee A/c	350100.00
95290.00	Laboratory & Workshop Consumable	1337559.00	196488.00	Sponsorship Fee A/c	0.00
42153.00	Repair & Maintenance	1775172.00	1580270.00	Admin Cancellation Charges	84328.00
25682.00	Research & Development	1527158.00	1717928.00	Admin Income A/c	1045623.00
54640.25	Staff Development & Welfare	311486.00	272880.00	Bad Creditors	25658.00
68829.90	Student Development & Welfare	3329193.00	678628.00	Consultancy A/c	165208.00
13812.00	Training & Placement	935694.00	583429.00	Miscellaneous Receipts	907274.00
44349.00	Internet & Broad Band Exp	1695577.00	725183.00	Other Receipts	90273.00
43108.00	Campus Beautification Expenses	882830.00	331.00	University Grant (QIP, SPORTS & OTHER)	948255.00
16397.00	Depreciation	24600215.00	0.00	TIFAC GRANT	0.00
				ICCUBEA Reg Fee A/c	1256852.00

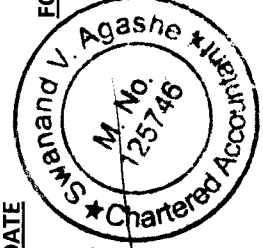


VIOS YR 15-16	EXPENDITURE	CURRENT YR 2016-17	PREVIOUS YR 2015-16	INCOME	CURRENT YR 2016-17
789793.00	Electricity & Diesel Expenses	3325024.00	1000000.00	Grant received from 3DPLM	0.00
045429.00	Finance Charges	38217938.00	145000.00	AICTE grant 2013-14	0.00
305817.00	Housekeeping Charges	2433053.00			
518312.00	Library Expenses	1578435.00			
006650.00	Property Tax	5520317.00			
513811.00	Security Expenses	1466221.00			
117533.00	Silver Jubilee Expenses	0.00			
250063.00	Sports Expenses	355957.00			
46100.00	Professional Fees	126337.50			
32845.00	Audit Fee	16250.00			
0.00	ICCUBEA INTERNATIONAL CONFERENCE	617852.00			
0.00	Avishkar Orientation Programme	5640.00			
0.00	Bad Debts	28658.00			
0.00	Consultancy Fees	101000.00			
0.00	Green \$ Enery Audit	100000.00			
0.00	Third International Conference	5370.00			
0.00	CPGCON 2016	39202.00			
15021.00	Earn & Learn Expenses	0.00			
	To Employee Related Expenses	190350427.00			
59104.00	Administrative Exp. on P.F.	375916.00			
93950.00	Gratuity Scheme A/c	3012024.00			
84000.00	Honararium Charges A/c	166700.00			
92060.00	Provident Fund Damages A/c	0.00			
xxxxxxx	Employers Provident Fund Contribution	6516640.00			
22377.00	Salary A/c	180279147.00			
50400.00	Soft Skill Prg.A/c	0.00			
78555.77	Excess of Income & Expenditure	2976595.08			
28395.00	Total	288017457.00	291279168.00	Total	288017457.00

AS PER OUR REPORT ON EVEN DATE


FOR PIMPRI CHINCHWAD COLLEGE OF ENGINEERING

CHARTERED ACCOUNTANTS



(Mr. Swarnand V. Aghase)

M.No. 125746



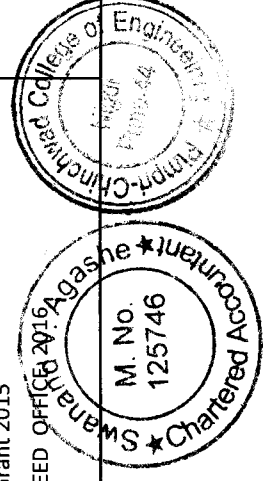
Principal

:- PUNE

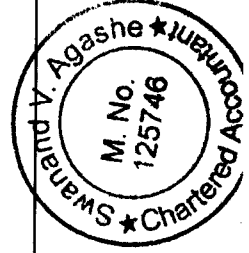

-- 17/10/2017

PIMPRI CHINCHWAD COLLEGE OF ENGINEERING
SECTOR NO.26,PRADHIKARAN,NIGDI PUNE -411044
ENGINEERING COLLEGE
RECEIPT & PAYMENT A/C FOR THE YEAR ENDING 31/03/2017

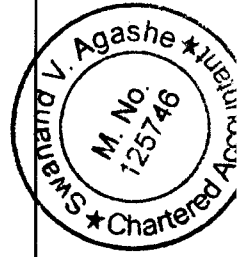

PREVIOUS YR 2015-16	RECEIPTS	CURRENT YR.2016-17	PREVIOUS YR 2015-16	PAYMENTS	CURRENT YR.2016-17
	To Opening Balance			By Opening Balance	
367900.90	To Bank of Maharashtra	261512.90	10359264.19	By Indian Overseas Bank No -01	10002687.44
243620.98	To IDBI Bank-0007104000782647	703857.67	18000.00	By All India Survey on Higher Education (AISHE)	0.00
1942.00	To Indian Overseas Bank A/c No -6266	4255.00	320028.00	By Amarty Shikshan Yogana Claim A/c	0.00
6754.00	To Indian Overseas Bank A/c No -6767	6754.00	45700.00	By ARC 2014-15 Direct II Year Remuneration	0.00
4850.00	To Indian Overseas Current A/c No -586	4688.71	582075.00	By ARC Dir.SE 2015-16/206-17	367300.00
389.00	To Indian Overseas Bank CC A/c No-111	26.04	35525.00	By ARC FE YEAR 2015-16	0.00
102862.00	To Pavana Bank Ltd Chinchwad No -9933	15970828.00	5818.00	By Audit Fee Payable	7250.00
43137.00	To PCCOE Earn & Learn IOB A/c No -2445	32579.00	282052.00	By EBC Scholarship 13-14 (MBA)	0.00
14867.00	To Rupee Co-op Bank	14867.00	825347.00	By EBC Scholarship 13-14 (MCA)	0.00
0.00	To IOB 169401000009921 CPGGON	1165078.97	0.00	By CPGCON Conveyance Payable	5120.00
0.00	To IOB 169401000007495 ICCUBEA	128365.80	0.00	By CPGCON Honararium Charges payable	3500.00
0.00	To IOB 169401000010000 TIFAC	10729.00	0.00	By CPGCON Printing & Stationery Payable	19365.00
10002687.44	To Indian Overseas Bank No -01	0.00	0.00	By EBC Scholarship 2014-15 (MBA)	1644077.00
1574.00	To Cash-in-hand	63105.00	0.00	By EBC Scholarship 2014-15	12587053.00
5000.00	To All India Survey on Higher Education(AISHE)	0.00	0.00	By EBC Scholarship 2015-16	14490186.00
320028.00	To Amarty Shikshan Yogana Claim A/c	0.00	0.00	By EBC Scholarship 2015-16(MBA)	506169.00
628050.00	To ARC Dir.SE	367400.00	0.00	By EBC Scholarship 2015-16(MCA)	1249336.00
56050.00	To ARC FE YEAR 2015-16	0.00	11241585.00	By EBC Scholarship 13-14 (ENGG)	0.00
58850.00	To Gate Exam Grant 2015/2017	224950.00	243790.00	By Electricity & Fuel expenses payable	571840.00
297220.00	To GATE JAM CEED OFFICE 2016	0.00	29990.00	By FIRODIYA KARANDAK 2015 Payable	0.00
77772.00	To Group Insurance Refund A/c	261352.00	229400.00	By Gate Exam Grant 2015	0.00
18490.00	To Group Insurnace Scheme A/c	21677.00	248428.00	By GATE JAM CEED OFFICE 2016	0.00



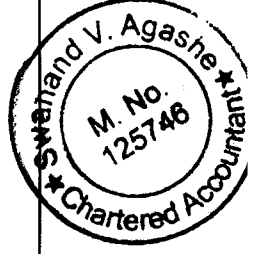

65000.00	To JEE 2016-17	87080.00	1200000.00	By Gratuity Payable	700970.00
123600.00	To JEE (ADVANCE)(MAIN-16-17)	60000.00	64957.00	By Group Insurance Refund A/c	115434.00
62242.00	To JEE (MAIN)2015-16	4053.00	1107340.00	By Group Insurance Scheme A/c	1078066.00
43974.00	To Mobile Bill A/c	43062.00	70820.00	By Honararium to Visiting Lect . Payable A/c	0.00
9210.00	To NATIONAL INSURANC CO LTD	990.00	123600.00	By JEE (ADVANCE)	0.00
699479.00	To Provident Fund (Employees Cont)	109800.00	36671.00	By JEE (MAIN)2015-16	1721.00
76929.00	To Uni.Exam Fees A/c	10860.00	333890.00	By L.I.C. of India	143390.00
3246284.00	To UNIVERSITY EXAM GRANT	4194672.00	664234.00	By Mobile Bill A/c	638692.00
229495.00	To Duties & Taxes	314465.00	549964.00	By NATIONAL INSURANC CO LTD	541098.00
15977.00	To Sundry Creditors	29277.00	22500.00	By Professional Fees Payable	28100.00
3635600.00	To CPGCON 2016	0.00	7643919.00	By Provident Fund (Employees Cont)	6899796.00
5233113.50	To Scholarship Payable	2608434.00	136057572.00	By Salary for Teaching & Non Teach Payable	154592902.00
62568.00	To P.C.PLOYTECHNIC	0.00	5103472.00	By Society A/c.	6581474.00
282052.00	To EBC SCHOLORSHIP 13-14 (MBA)	0.00	3792.00	By Telecommunication exp. Payable A/C	0.00
825347.00	To EBC SCHOLORSHIP 13-14 (MCA)	0.00	7883125.00	By Uni.Exam Fees A/c	4396655.00
11241585.00	To EBC SCHOLORSHIP 13-14 (ENGG)	0.00	3277672.00	By UNIVERSITY EXAM GRANT	2339155.00
0.00	To EBC SCHOLORSHIP 14-15(MBA)	1644077.00	8103924.00	By Duties & Taxes	10998324.00
0.00	To EBC SCHOLORSHIP 14-15	12587053.00	51699999.00	By Sundry Creditors	46874668.17
0.00	To EBC SCHOLORSHIP 15-16	14442186.00	5580125.00	By Scholarship Payable	2578509.00
0.00	To EBC SCHOLORSHIP 15-16 (MBA)	506169.00	9050.00	By ME ARC	0.00
0.00	To EBC SCHOLORSHIP 15-16 (MCA)	1249336.00	0.00	By Guru Mauli Bambu Depot	3900.00
0.00	To National Insurance Admin Income	11130.00	0.00	By JEE 2016-17	65000.00
0.00	To RMD & SOPRA STERIA FOUNDATION SCH	140000.00	0.00	By JEE advance 2016-17	83370.00
0.00	To TCS Online Exam A/c	97000.00	0.00	By Prashant Bhat	660000.00
18100.00	To ME ARC	0.00	0.00	By National Insurance Admin Income	11130.00
15000000.00	To FDRSTDC/140/1 (AKURDI)	0.00	0.00	By PCCOE CPGCON 2016 Payable	16956.00
15000000.00	To FDRSTDC/191/1 (KASARWADI)	0.00	0.00	By RMD & SOPRA STERIA FOUNDATION SCH 2017	40000.00
15000000.00	To FDRSTDC/201/1 (CHINCHWAD)	0.00	0.00	By Deposits (liabilities)	62568.00
15000000.00	To FDRSTDC/57/1 (CHIMBLI PHATA)	0.00	0.00	ICCUBEA Reg Fees A/c	10000.00



15000000.00	To FDRSTDC/57/1 (SOMATANE PHATA)	0.00	2506064.00	By CPGCON 2016	0.00
15000000.00	To FDRSTDC/58/1 (SOMATANE PHATA)	0.00	416850.00	By COMPUTER SOFTWARE	0.00
0.00	To 007105000458795 Dt.29.08.2016	16000000.00	2549.00	By LIBRARY BOOK A/C	1340.00
0.00	To 007105000458801 Dt.29.07.2016	16000000.00	59000.00	By Lab & Workshop Equipment	1096800.57
0.00	To 007105000465113 Dt.19.09.2016	8000000.00	200000.00	By FD 169404511500522	0.00
0.00	To 007105000465120 Dt.30.03.2017	9000000.00	200000.00	By FD 169404511500524	0.00
0.00	To FDRSTDC/106/1 (RAVET)	17000000.00	15000000.00	By FDRSTDC/140/1 (AKURDI)	0.00
0.00	To FDRSTDC/163/1 (KALEWADI)	16000000.00	0.00	To 007105000458795 Dt.29.08.2016	16000000.00
0.00	To FDRSTDC/174/1 (AKURDI)	16000000.00	0.00	To 0071050004588801 Dt.29.07.2016	16000000.00
410000.00	To FDRSTDC/247/1 (CHINCHWAD)	32338228.00	0.00	To 007105000465113 Dt.19.09.2016	8000000.00
78652054.00	To DTE COUNSELLING 2015-16	0.00	0.00	To 007105000465120 Dt.30.03.2017	9000000.00
27115556.69	To SAMAJKALYAN FEE RECEVIABLE	75942838.00	0.00	To FDRSTDC/106/1 (RAVET)	17000000.00
436774.00	To Sundry Debtors	232096672.74	0.00	To FDRSTDC/163/1 (KALEWADI)	16000000.00
504254.00	To PCCOE HOSTEL	587940.00	0.00	To FDRSTDC/174/1 (AKURDI)	16000000.00
2094099.00	To PCCOE MBA	339483.00	0.00	To FDRSTDC/247/1 (CHINCHWAD)	32338228.00
1524956.00	To PCCOE MCA	535686.00	15000000.00	By FDRSTDC/191/1 (KASARWADI)	0.00
0.00	To PCCoE (ME)	1043531.00	15000000.00	By FDRSTDC/201/1 (CHINCHWAD)	0.00
111500.00	To PIMPRI CHINCHWA EDUCATION TRUST	2500000.00	15000000.00	By FDRSTDC/57/1 (CHIMBLI PHATA)	0.00
6000.00	To Bio-Data Fees A/c	100.00	15000000.00	By FDRSTDC/57/1 (SOMATANE PHATA)	0.00
12154.00	To Student Activity Fee A/c	0.00	15000000.00	By FDRSTDC/58/1 (SOMATANE PHATA)	0.00
3550.00	To Tution Fees A/c	10450.00	11956.00	By Samajkalyan Fee Receivable	0.00
850522.00	To University Fees A/c	108560.00	419291.00	By TDS Charges 2015-16	0.00
104348.00	To Admin Cancellation Charges	755050.00	0.00	By TDS on FD 2016-17	198571.00
177659.00	To Admin Income A/c	0.00	11060952.00	By Sundry Debtors	9488996.88
272880.00	To Consultancy A/c	0.00	7971.00	By Samajkalyan Fee Receivable	75700.00
456380.00	TIFAC Grant A/c	71400.00	25900.00	By PCCOE HOSTEL	0.00
678388.00	To Miscellaneous Receipts	614250.00	1000000.00	By PCCOE MBA	1003000.00
0.00	To ICCUBEA Reg fees	907211.00	700000.00	By PCCOE MCA	701000.00
		1266852.00	7150000.00	By PCCoE (ME)	6820040.00



574379.00	To Other Receipts	133141.00	39000000.00	By Pimpri Chinchwad Education Trust	58749982.00
743307.00	To University Grant (QIP,SPORTS & OTHER)	948255.00	12151.00	By Tuition Fees A/c	0.00
5027336.00	To Bank Interest	3098429.00	662233.00	By University Fees A/c	668988.00
214700.00	To Registration Fee A/c	381850.00	11568631.00	By Salary	11289046.00
372960.00	To Sponsorship Fee A/c	0.00	0.00	By Salary for Adjunct Faculty	764000.00
1000000.00	To Grant Receivd from 3DPLM	770000.00	456049.00	By TIFAC Grant A/c	306500.00
145000.00	To AICTE grant received from 2013-14	0.00	18124.00	By University Grant (QIP,SPORTS & OTHER)	0.00
2138327.00	To Electricity & Diesel Exps. A/c	2027286.00	194644.00	By Sponsorship Fee A/c	25400.00
1560.00	To Library Expenses A/c	0.00	4356280.00	By Electricity & Diesel Expenses A/c	5352310.00
1133553.00	To Property Tax A/c	1135452.00	3518302.00	By Library Expenses A/c	1578435.00
17334.00	To Administrative Expenses	17600.00	162870.00	By Earn & Learn Salary Expenses	0.00
16320.00	To Research & Development	0.00	116810.00	By Sports Expenses A/c	137454.00
45900.00	To Staff Development & Welfare	0.00	415872.08	By Administrative Expenses	405027.92
1074388.10	To Student Development & Welfare	125130.00	2302360.00	By Affiliation & Processing Fee A/c	2470699.00
147849.00	To Earn & Learn Salary Exps A/c	0.00	195756.00	By Laboratory & Workshop Consumable A/c	113899.00
0.00	To Salary for Adjunct Faculty	99000.00	52218.00	By Repair & Maintenance	48447.00
0.00	To Chanakya Software	6000.00	830184.00	By Research & Development	1435201.00
0.00	To DTE PUNE	38000.00	408319.25	By Staff Development & Welfare	314915.00
0.00	To Gratuity claim (Staff Members)	700970.00	3746919.00	By Student Development & Welfare	2233094.00
0.00	To L.I.C.of India	28678.00	36057.00	By Training & Placement	72734.00
0.00	To SPIENCE TECHNOLOGES PVT. LTD	93808.00	0.00	By Other Receipts	2875.00
0.00	To DEPOSIT WITH PCMC	11300.00	0.00	By ICCUBEA Int. conference	176288.00
0.00	To Broad Band Expenses	799262.00	2000.00	By Audit Fee	0.00
	Bank accounts			By Closing Balance	
	Indian Overseas Bank Account 01	8896430.54	261512.90	By Bank of Maharashtra	1809517.90
			703857.67	By IDBI Bank-0007104000782647	3329238.53
			4255.00	By Indian Overseas Bank A/c No -6266	7626.00
			6754.00	By Indian Overseas Bank A/c No -6767	6754.00
			4688.71	By Indian Overseas Current A/c No -586	4688.71



PIMPRI CHINCHWAD COLLEGE OF ENGINEERING
SECTOR NO.26, PRADHIKARAN PUNE -411044

LIST OF FIXED ASSETS AS ON 31/03/2017

SR. NO	PARTICULARS	DEP RATE %	W.D.V AS ON 31/03/2016	ADDITION		TOTAL	DEPRECIATION		TOTAL DEP	W.D.V AS ON 31/03/2017
				BEFORE SEPT	AFTER SEPT		BEFORE SEPT	AFTER SEPT		
1	Borewell	10%	11270.00	0.00	0.00	11270.00	1127.00		1127.00	10143.00
2	Building	10%	56242587.70	1799886.00	1326724.00	59369197.70	5804247.00	66336.00	5870583.00	53498614.70
3	Computer & Peripherals	60%	7820852.00	0.00	5847200.00	13668052.00	4692511.00	1754160.00	6446671.00	7221381.00
4	Computer Software	60%	878341.00	250000.00	289618.00	1417959.00	677005.00	86885.00	763890.00	654069.00
4	Electrical Fittings	10%	7851846.00	425213.00	264245.00	8541304.00	827706.00	13212.00	840918.00	7700386.00
5	Electrical Equipment	15%	164358.00	0.00	0.00	164358.00	24654.00	0.00	24654.00	139704.00
6	Furniture & Fixture	10%	35649725.00	2378226.00	817712.00	38845663.00	3802795.00	40885.00	3843680.00	35001983.00
7	Lab & Workshop Equipment	15%	26818049.00	4634114.74	2473823.00	33925986.74	4717824.00	185537.00	4903361.00	29022625.74
8	Library Book	60%	831344.00	655850.00	1067504.00	2554698.00	892316.00	320251.00	1212567.00	1342131.00
9	Lift	15%	79025.00	281117.00	0.00	2890142.00	433521.00	0.00	433521.00	2456621.00
10	Office Equipment	15%	544717.00	0.00	0.00	544717.00	81707.00	0.00	81707.00	463010.00
11	Vehicle	15%	1183577.00	0.00	0.00	1183577.00	177536.00	0.00	177536.00	1006041.00
	Total		138075691.70	12954406.74	12086826.00	163116924.44	22132949.00	2467266.00	24600215.00	138516709.44

